

LEVCHUK  
PROFESSIONAL  
**BrowXenna**

HENNA #1 IN THE WORLD\*

**COLOR PALETTE**

\*Beauty Award Winner



Irina Levchuk and Natalia Krasnoperova — the creators of BROWXENNA® brand, founders of Lash&Brow Design Academy by Irina Levchuk.

#### **HENNA FOR EYEBROWS BROWXENNA® IS...**

- ✓ The first product on the market created specially for the eyebrows based on henna;
- ✓ The product for eyebrows, which colors not only the hairs but also the skin;
- ✓ Coloring product for eyebrows, which is available in 15 shades;
- ✓ The product, which is chosen by over 20,000 customers in 43 countries;
- ✓ The BROWXENNA® brand includes not only the coloring product but also the wide range of professional products for eyebrows coloring;
- ✓ The brand has its educational centers — you can learn how to work with BROWXENNA® at Lash&Brow Design Academy by Irina Levchuk, as well as at representatives of team BROWXENNA® — BROWXENNA® Brand Trainers.

#### **HOW TO PREPARE EYEBROWS FOR COLORING?**

Clean the area of the eyebrows of makeup with micellar water. Do not use oil-based products — they will prevent the fixation of henna. For more thorough cleaning of the eyebrows, use the Shampoo-foam for deep cleansing of eyebrows BROWXENNA®. It gently and deeply cleanses the eyebrow hairs and skin surface, and also has the effect of light peeling: gently removes dead skin particles, contributing to a better fixation of color. Rinse the shampoo with Two-Phase Tonic for Henna Washing Off BROWXENNA®.

#### **HOW TO PREPARE THE COMPOSITION FOR EYEBROWS COLORING?**

To prepare the coloring composition use Mineral solution for henna mixing BROWXENNA®. Add 4-8 drops of the solution to the coloring composition (the amount of composition is equivalent to 2 rice grains). Mineral solution for henna mixing BROWXENNA® does not contain impurities, foreign additives, and metals; it guarantees and prolongs the result of tinting.

Mix thoroughly the composition. If necessary, add the mineral solution to the coloring composition to obtain the consistency of soy sauce.

#### **HOW LONG SHOULD I KEEP THE COLORING COMPOSITION ON THE EYEBROWS?**

Brow henna BROWXENNA® is applied in several layers. Be sure to wait until the previous layer is completely dried before applying the next one. To obtain a more intense result of tinting, the time of application of the composition on the eyebrows can reach 25 minutes from the moment of application of the first layer.

#### **WHAT SHOULD I USE TO REMOVE THE COLORING COMPOSITION FROM THE EYEBROWS?**

After the last layer of the coloring composition has completely dried, moisten the composition and remove it from the eyebrows with a cotton pad moistened with Two-Phase Tonic for Henna Washing Off BROWXENNA®. The tonic does not wash the pigment from the hair and skin.





#201

BLONDE #201  
PEARL BLONDE

**SHADE:** delicate, caramel shade on the eyebrow hairs with a slight shadow on the skin.

**TYPE:** blondes with white skin and light, golden caramel shades of hair and light blond, poorly expressed eyebrows.



AFTER

Try this mix

#201  
95%

#110  
5%



BLONDE




#201

COLORS  
BROWXENNA®

i

Using BROWXENNA®, you can create perfectly contoured eyebrows, fill in the gaps and improve natural color.

! The shade may appear differently depending on the skin type.



#202

BLONDE #202  
LIGHT BLONDE

**SHADE:** light, natural golden blond shade on the hairs and a light trace on the skin with a light brown/olive undertone.

**TYPE:** natural blondes with golden hair shades, with poorly expressed eyebrows in golden tones.



AFTER

Try this mix

#202  
90%

#103  
10%



BLONDE



#202


COLORS  
BROWXENNA®

i

All shades of the BROWXENNA® palette can be used both separately and mixed.

Add a small amount of «Neutral Brown» #103 from the Brunette palette (up to 25% if you don't want to darken the color) for a cooler, softer ash golden hue with a slight haze on the skin.

! The shade may appear differently depending on the skin type.



#203

BLONDE #203  
LIGHT  
CHESTNUT

**SHADE:** soft chestnut color with a light golden chestnut undertone. It leaves a translucent haze of a coffee-nut shade on the skin.

**TYPE:** blondes with honey or wheat-golden highlights, light brown-haired women with slight reddish or brown hair undertones, with «faded in the sun» effect.



BEFORE

AFTER

Try this mix

#203  
60%

#102  
40%

Mix **Blonde #203** and **Brunette #102** in a ratio of 60%/40% for a rich, but soft brown shade with a noble golden undertone.

! The shade may appear differently depending on the skin type.



BLONDE

#203

### COLORS BROWXENNA®

i

Henna for eyebrows BROWXENNA® is a unique product for persistent coloring of eyebrows with the tattooing effect. Color remains for up to 14 days on the skin and up to 6 weeks on the hairs.



#204

BLONDE #204  
GOLDEN  
BLONDE

**SHADE:** warm, soft, gentle, medium-light shade with golden-red undertones. It doesn't darken the hairs. Has a slight shadow on the skin.

**TYPE:** girls with natural blond with a warm shade of hair and with a soft light reddish hue.



BEFORE

AFTER

Try this mix

#204  
70%

#205  
30%

Mix **Blonde #204** and **Blonde #205** in a ratio of 70%/30% or 60%/40%. You will get a very beautiful, perfect brown shade of medium saturation with a noble undertone.

! The shade may appear differently depending on the skin type.




BLONDE

#204

### COLORS BROWXENNA®

i

Henna for eyebrows BROWXENNA® is a coloring product for eyebrows, which is presented in 15 shades. Shades can be used in pure form or mixed.



#205

BLONDE # 205  
DARK BLONDE

**SHADE:** The darkest shade of the «Blonde» line. Noble, the perfectly balanced taupe color of medium saturation without a hint of reddish undertone. Leaves a medium to slightly higher intensity haze on the skin.

**TYPE:** dark blondes, ashy blondes, girls with brown hair, neutral brown, and brown-ash shades of hair.



BLONDE



#205



BEFORE

AFTER


Try this mix

#205  
80%

#102  
20%

Add a small amount of **Brunette #102 «Cold coffee»** to **Blonde #205** for a bright and cool shade with a more intense skin tone. Try a mix with any of «Blonde» shades for a brighter, warmer, and softer tone.

! The shade may appear differently depending on the skin type.



#101

BRUNETTE #101  
NEUTRAL  
BROWN

**SHADE:** soft brown with Italian cocoa noble undertone.

**TYPE:** girls with a neutral and warm brown, dark wheat, medium and dark brown hair, from light to dark skin.




Try different consistencies:

••• milk    ••••• soy sauce    •••••• yogurt

••• Semi-transparent haze on cocoa-colored skin, soft color on eyebrow hairs. Reveals well on light hairs.

••••• Intense, deep, beautiful color. Suitable for overlapping old tattoo and lets create a graphical result. Darkens hairs.



BEFORE

AFTER

Try this mix

#101  
80%

#202  
20%

! The shade may appear differently depending on the skin type.



BRUNETTE



#101

## COLORS BROWXENNA®



Innovative coloring technology restores damaged eyebrows.

Mix **Brunette #101«Neutral Brown»** with **Brunette #102** and **#103** or some «Graphite Concentrate» for a bright and cool hue. Add «Blonde» palette shades **#201, #202, #203, #204** for a subtle nuance.

! The shade may appear differently depending on the skin type.



#102

BRUNETTE #102  
COLD COFFEE

**TINT:** cold, coffee, dense.

**TYPE:** girls with medium to dark hair in a neutral or cool palette and bright or brown eyes.



Try different consistencies:

••• milk    •••• soy sauce    ••••• yogurt

••• Soft, cool taupe, medium-rich skin tinting.

•••• Intense, deep brown with a cool undertone.

••••• Graphic result. Brightly colored eyebrow hairs. Perfect overlap of the old tattoo.

BEFORE



AFTER

Try this mix

#102  
80%

#101  
20%

BRUNETTE



#102

## COLORS BROWXENNA®



Henna BROWXENNA® takes care of damaged and weak hairs, restoring eyebrow growth by 60%.

Try to add **Brunette #103** or **Graphite Concentrate** for a brighter and cooler look and «Blonde» palette shades # 201, # 202 #204 for a subtle nuance.

! The shade may appear differently depending on the skin type.



#103

BRUNETTE #103  
RICH TAUPE

**SHADE:** cold, intense graphite brown, dark, dense. The darkest shade of the «Brunette» palette.

**TYPE:** girls with swarthy and dark skin, dark brunettes, can be carefully used for platinum blondes in «milk» and «soy sauce» consistencies.



Try different consistencies:

••• milk    •••• soy sauce    ••••• yogurt

••• Cold, natural, ash brown color, medium intensity mark on the skin. Noticeable graphics, medium darkening of hairs.

•••• Intense, deep graphite brown color.

••••• Bright, cold eyebrow hair color. Perfect overlap of the old tattoo. Dense mark on the skin.

BEFORE



AFTER

Try this mix

#103  
60%

#101  
40%

BRUNETTE



#103


## COLORS BROWXENNA®



BROWXENNA® is simple and convenient to use, smart bottle applicator allows you to adjust the optimal size of the portion of henna.

Use the mix of **Brunette #101** and **Brunette #103** shades of henna BROWXENNA® In a ratio of 80%/20% for a neutral brown shade.

! The shade may appear differently depending on the skin type.



#104

BRUNETTE #104  
DARK  
CHOCOLATE

TINT: classic dark brown with a slight hint of dark chocolate.  
TYPE: suitable for girls with rich brown hair and brown eyes.

Try different consistencies:  
☐ milk   ☐ soy sauce   ☐ yogurt

☐ Soft, classic brown

☐ Dark, velvet brown tone. Perfect overlap of the old tattoo. Visible mark on the skin.



BRUNETTE

#104



BEFORE

AFTER

Try this mix

#104  
30%


#201  
70%

**COLORS BROWXENNA®** *i*

BROWXENNA® products are used by brow artists in 48 countries.

Use the mix of **Brunette #104** with «Blonde» line shades to neutralize yellowness. The 30% of #104 is enough to neutralize the yellowness of #202, #204, #201 shades.

! The shade may appear differently depending on the skin type.



#105

BRUNETTE # 105  
FROSTY  
CHESTNUT

TINT: deep chestnut brown.  
TYPE: girls with dark brown hair with a copper tint.

Try different consistencies:  
☐ milk   ☐ soy sauce   ☐ yogurt

☐ Soft chestnut brown.

☐ Dense, bright, dark chocolate chestnut tone with a cold haze and bright hair coloration. Perfect overlap of the old tattoo. Expressive mark on the skin.



BRUNETTE

#105



BEFORE

AFTER

Try this mix

#105  
50%


#101  
50%

**COLORS BROWXENNA®** *i*

Henna BROWXENNA® takes care of damaged and weak hairs, restoring eyebrow growth by 60%.

Mix **Brunette #105 «Frosty Chestnut»** with **Brunette #101** in a ratio of 50%/50% to achieve a lighter tone.

! The shade may appear differently depending on the skin type.



#106

BRUNETTE #106  
DUSTY BROWN

**TINT:** noble and natural taupe.

**TYPE:** light and dark fair-haired girls with green, gray, brown eyes. Suitable for both light and dark skin types.



**Try different consistencies:**

••• milk    •••• soy sauce    ••••• yogurt

••• A light shade of natural light brown color. Suitable for any blond type, ideal for cold blondes.

••••• Velvet and deep dusty brown color. Visibly emphasizes light eye tones.



Try this mix

#106  
70%

#201  
30%



BRUNETTE

#106

## COLORS BROWXENNA®



BROWXENNA® products are used by brow artists in 48 countries.

**Brunette #106 «Dusty Brown»** can be used in mixes with blonde shades of BROWXENNA® henna to neutralize yellowness.

! The shade may appear differently depending on the skin type.



#107

BRUNETTE #107  
DARK EARTH

**TINT:** deep black-brown color. One of the darkest colors on the palette.

**TYPE:** bright girls who prefer maximum color — brown-haired women and brunettes.



**Try different consistencies:**

••• milk    •••• soy sauce    ••••• yogurt

••• Semi-transparent shadow of a beautiful gray shade. Neatly shapes both ash and dark eyebrows.

••••• Intense black-brown shade. Gives a graphical effect and intensive colors.



Try this mix

#107  
80%

#203  
20%



BRUNETTE

#107

## COLORS BROWXENNA®



Henna BROWXENNA® takes care of damaged and weak hairs, restoring eyebrow growth by 60%.

**Brunette #107** shade is the darkest in BROWXENNA® palette, almost black. The tone depth — 1. It can be used in mixes with light shades of henna BROWXENNA® to raise the tone depth level.

! The shade may appear differently depending on the skin type.





#108

BRUNETTE #108  
WOOD WINE

**TINT:** warm brown with pronounced burgundy notes. A noble subtle shade of wine bark color.


**TYPE:** girls with red hair. Emphasizes light and light eyebrows.

**Try different consistencies:**  

⋮ milk ⋮ soy sauce ⋮ yogurt

⋮ Light brown shade with a red tint. Suitable for girls with a warm leather subtone.

⋮ Saturated pleasant warm brown color. Does not darken hairs, saturating them with color.



Try this mix

#108  
70%

#101  
30%



BRUNETTE



#108

### COLORS BROWXENNA®



Henna BROWXENNA® takes care of damaged and weak hairs, restoring eyebrow growth by 60%.

Use the **#108 «Wood Wine»** in a mix with **#101** or **#203** to get lighter reddish tones.

! The shade may appear differently depending on the skin type.

## BROWXENNA® CONCENTRATES

AMBER CONCENTRATE



#210

Amber concentrate makes shades warmer or adds redness. The concentrate cannot be used separately from the basic henna shades!

! The concentrate cannot be used separately from the basic henna shades!

GRAPHITE CONCENTRATE



#110

The concentrate is used to darken henna shades or to achieve a cool shade.

# BROWXENNA® SETS

BROWXENNA® is the first henna developed specially for eyebrows. Due to natural ingredients — Lawsonia, Indigofera, henna gives the tone to the eyebrows. Coloring effect lasts up to 14 days on the skin and up to 6 weeks on the hairs.

## BLONDE SET

**EYEBROW HENNA SET BROWXENNA® «BLONDE»** is suitable for working with clients with light eyebrows. Shades presented in the set allow you to add texture and density of color to the eyebrows of blondes but do not darken the hairs. Set «BLONDE» consists of three shades and is designed for 280-300 procedures. Shades can be used individually or mixed.



## BRUNETTE SET

**EYEBROW HENNA SET BROWXENNA® «BRUNETTE»** is suitable for brown-haired women and brunettes and ladies with darker eyebrows. The set consists of three universal shades of brown of different tones and intensity, they help to work with different types of customers. The set is designed for 280-300 procedures. Shades can be used individually or mixed.



LEVCHUK  
PROFESSIONAL  
**BrowXenna**

IF BROWS, THEN BROWXENNA®

Made in Russia under the order of BROWXENNA®  
+7 (495) 240-55-95 # 121  
export@lashandbrow.com  
www.browxenna.com

